
Formosa Plastics Corporation



台灣塑膠工業股份有限公司

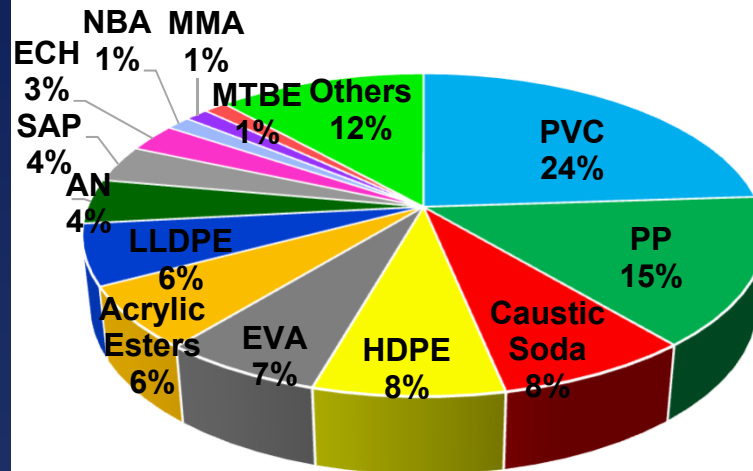
2021年第1季

營運績效摘要

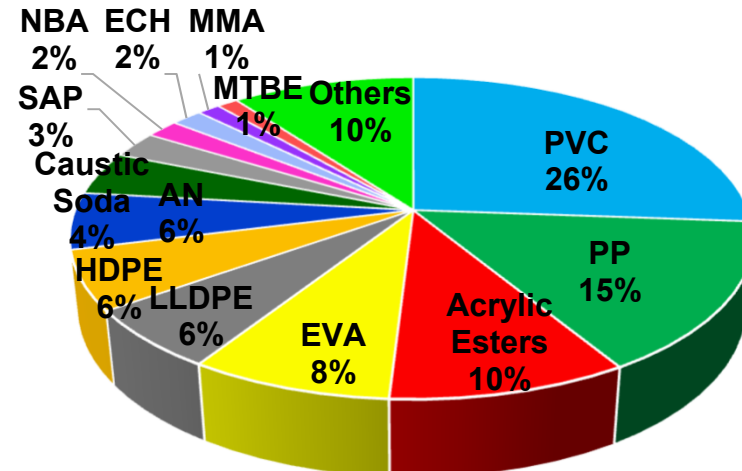


營業收入-產品別 (IFRSs consolidated)

2020 Q1 Net Sales:
NT\$42 billion



2021 Q1 Net Sales:
NT\$60 billion



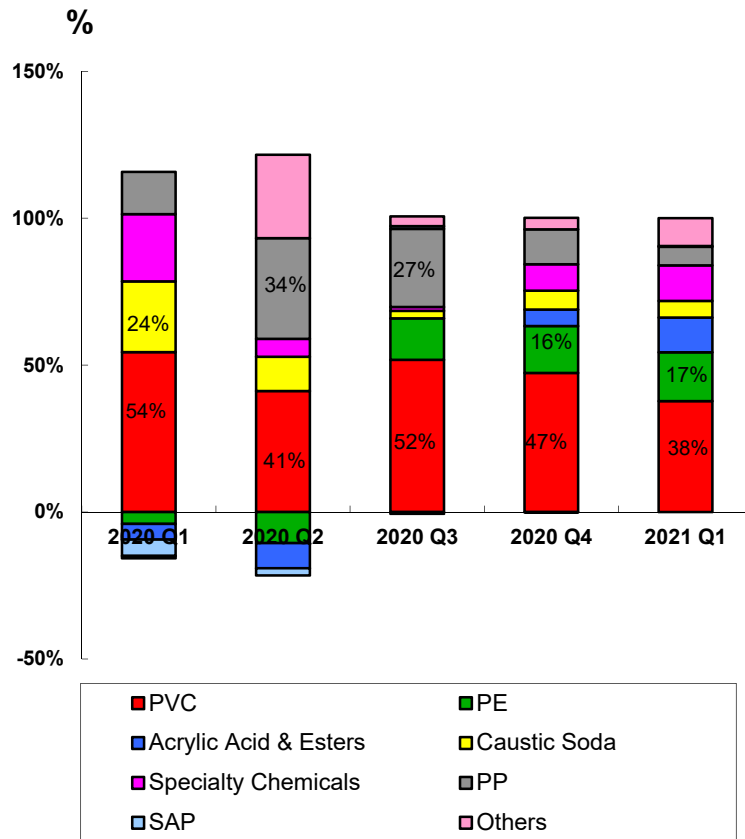
- PVC accounted for 26% and 24% of revenue in 2021 Q1 and 2020 Q1 respectively
- PE (HDPE/EVA/LLDPE) accounted for 20% and 21% of revenue in 2021 Q1 and 2020 Q1 respectively
- Specialty Chemicals (AN/MMA/ECH/MTBE) accounted for 10% and 9% of revenue in 2021 Q1 and 2020 Q1 respectively
- Revenue in 2021 Q1 rose 44.2% from 2020 Q1, mainly due to increasing ASP of all products except for Caustic Soda, MTBE, ECH and increasing sales volume of all products except for HDPE, NBA, SAP and ECH



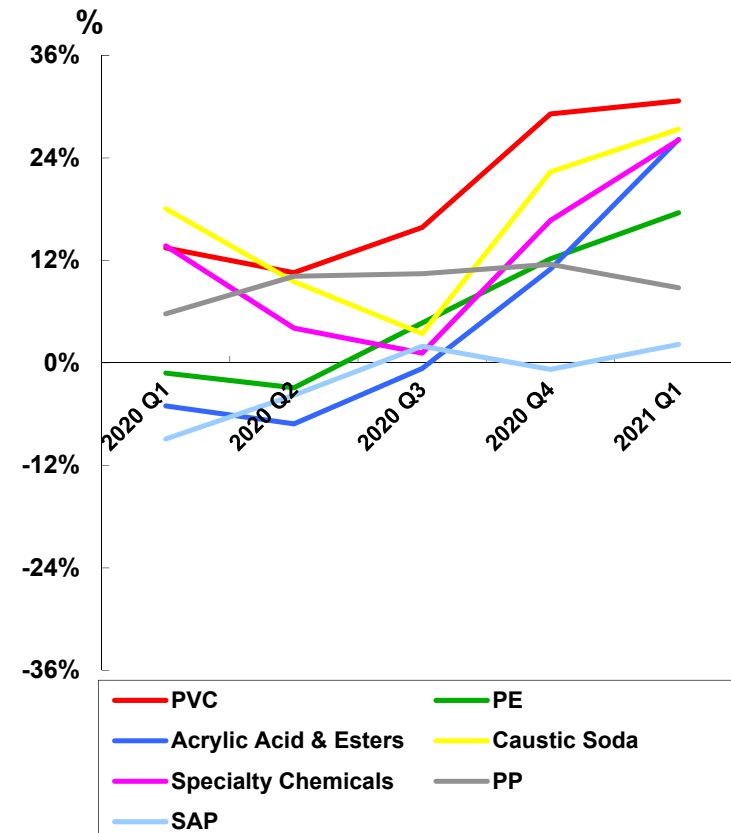
營業利益-產品別

聚氣乙烯及聚乙烯為主要獲利來源

Operating Profits



Operating Margins



Note : Specialty Chemicals include AN, MTBE, MMA and ECH



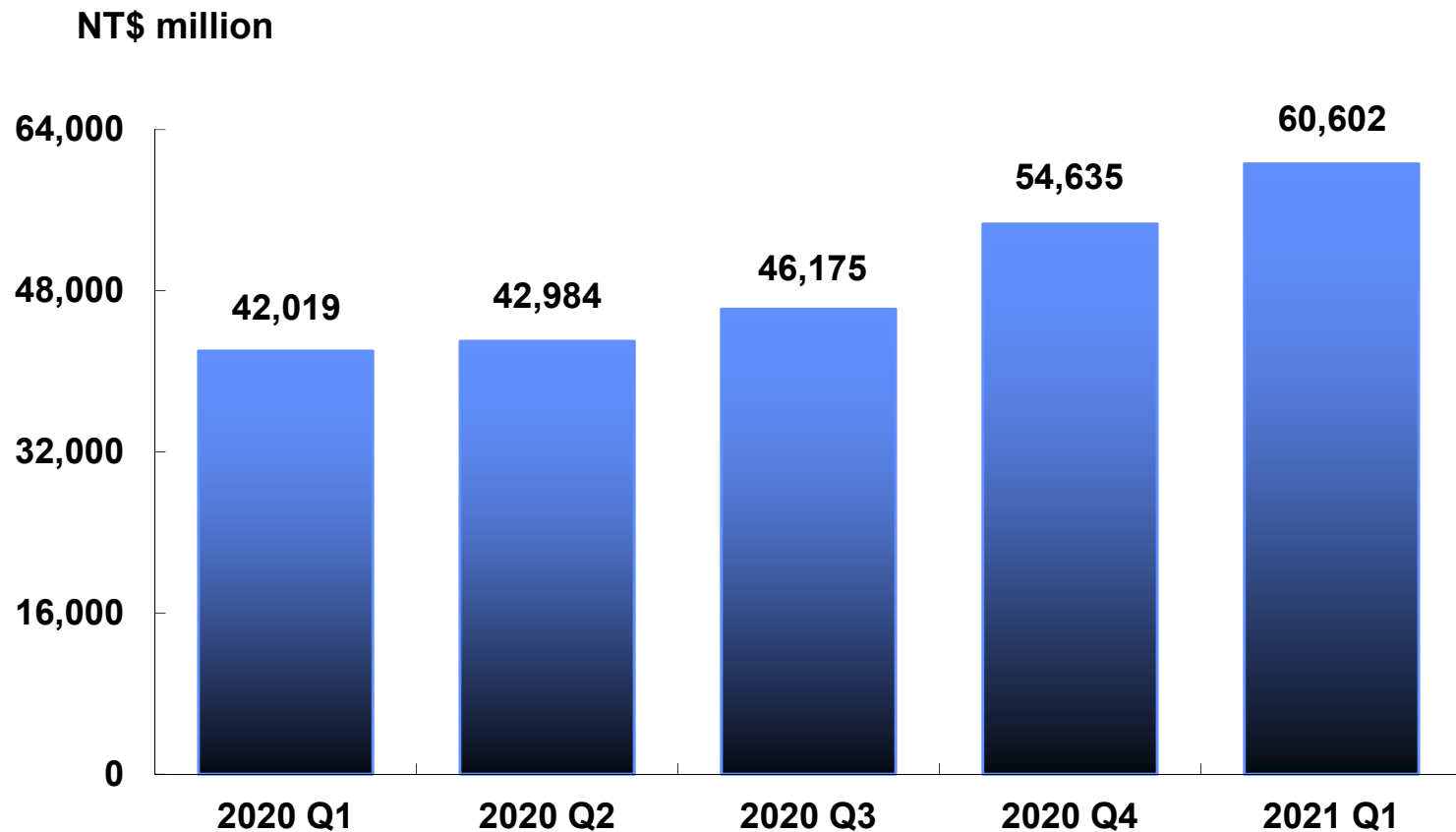
產能擴充計畫

Location	Products	Current Capacity (p.a.)	Expansion (p.a.)	Completion Date	Investment (US\$ mn)
Ningbo, China	Propylene*	-	600KMT	2021Q3	800
	EVA	72KMT	28KMT	2023Q1	44
Renwu, Taiwan	PVC	1,315KMT	27KMT	2021Q4	2
Linyuan, Taiwan	PVC	1,342KMT	37KMT	2021Q4	2
Mailiao, Taiwan	PVC	1379KMT	36KMT	2022Q4	3

*Note: PDH (propane dehydrogenation) process.

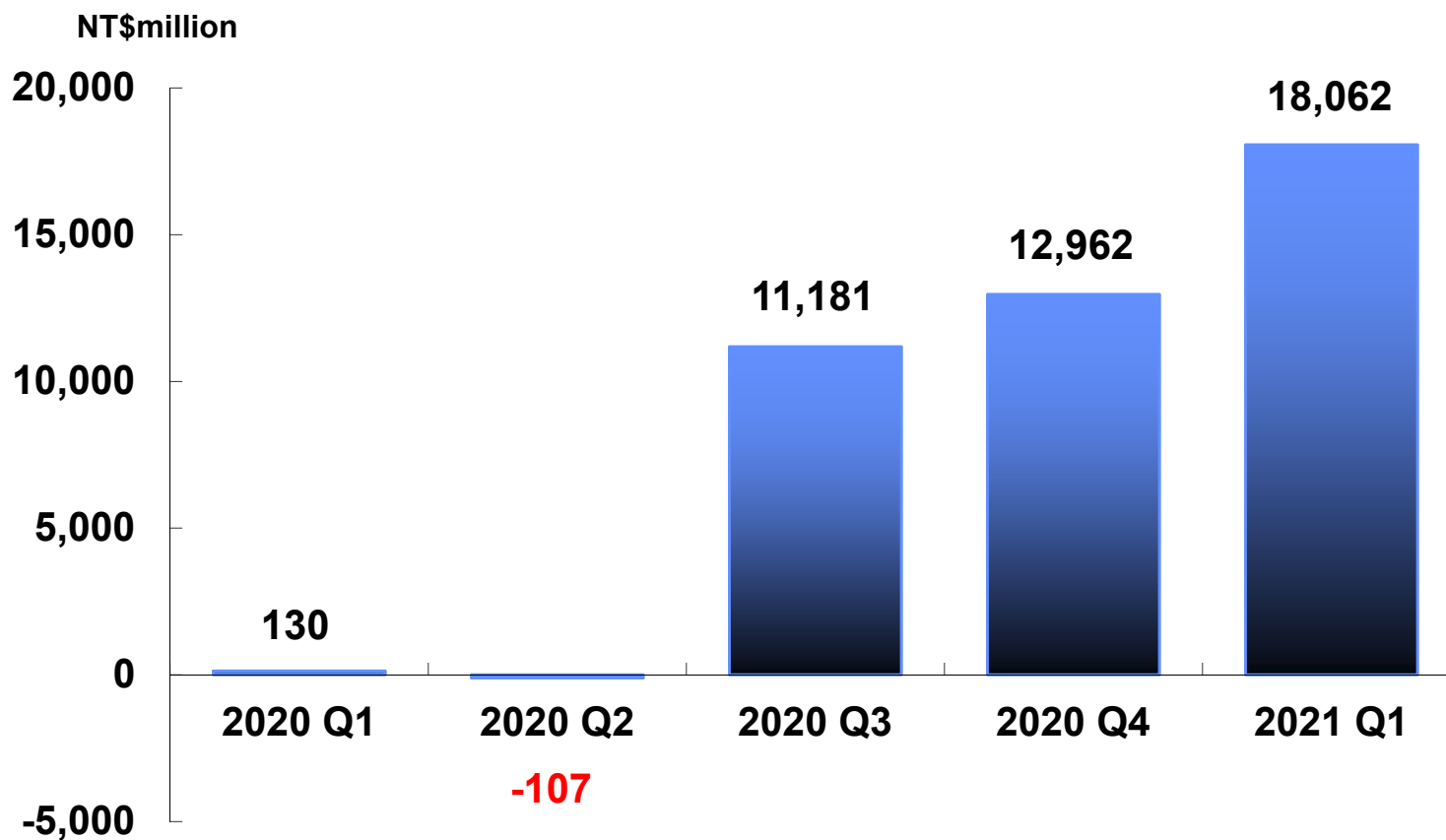


合併營業額 (IFRSs)



- Revenue rose 10.9% in 2021 Q1 from 2020 Q4 mainly due to increasing ASP of all products except for Caustic Soda

稅前利益



- Pre-tax income rose in 2021 Q1 due to operating income was 45.9% higher than 2020 Q4