

---

# Formosa Plastics Corporation



台灣塑膠工業股份有限公司

2022年第2季

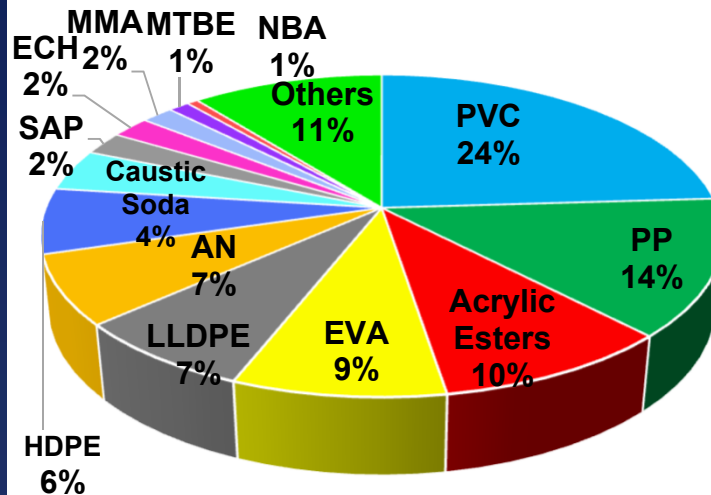
營運績效摘要



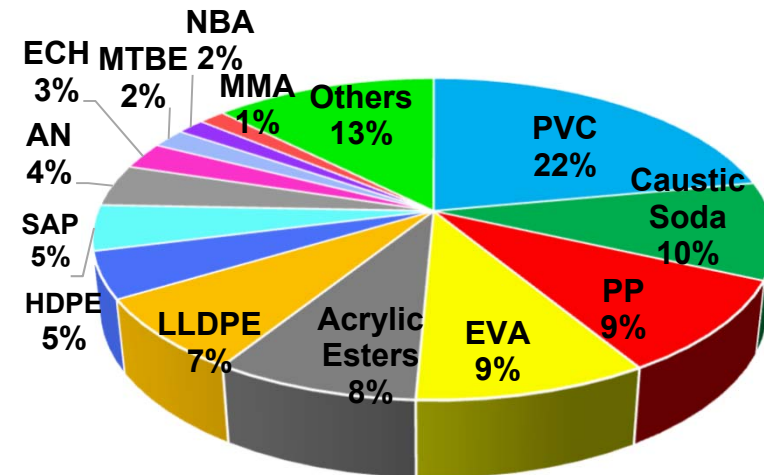
June 30, 2022

# 營業收入-產品別 (IFRSs consolidated)

2021 Q2 Net Sales:  
NT\$72 billion



2022 Q2 Net Sales:  
NT\$74 billion



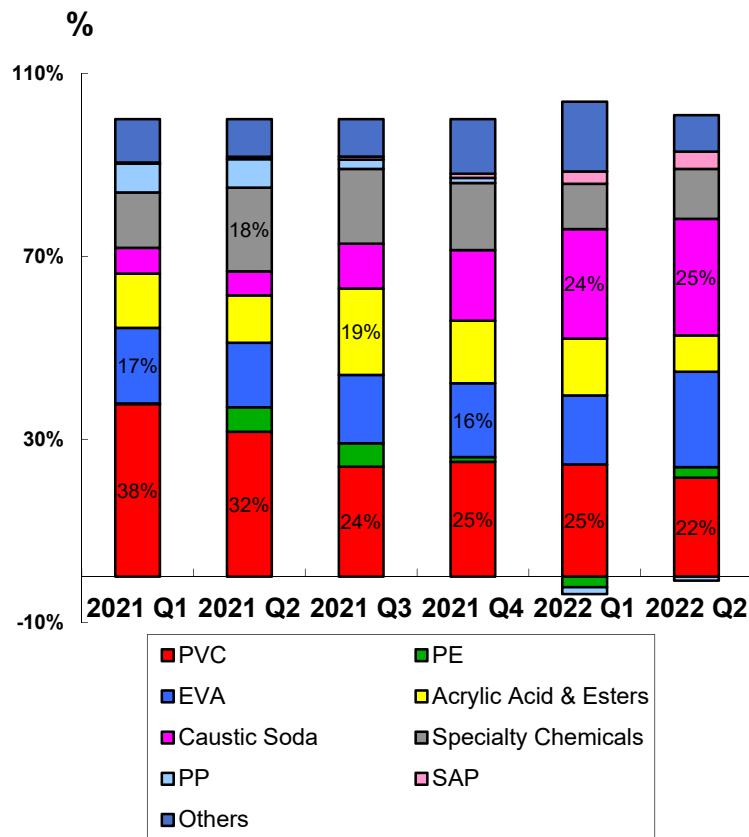
- PVC accounted for 22% and 24% of revenue in 2022 Q2 and 2021 Q2 respectively
- PE (HDPE/EVA/LLDPE) accounted for 21% and 22% of revenue in 2022 Q2 and 2021 Q2 respectively
- Specialty Chemicals (AN/MMA/ECH/MTBE) accounted for 10% and 12% of revenue in 2022 Q2 and 2021 Q2 respectively
- Revenue in 2022 Q2 rose 3% from 2021 Q2, mainly due to increasing ASP of all products except for PVC, AE, NBA, AN and increasing sales volume of PVC, Caustic Soda, NBA, SAP, ECH



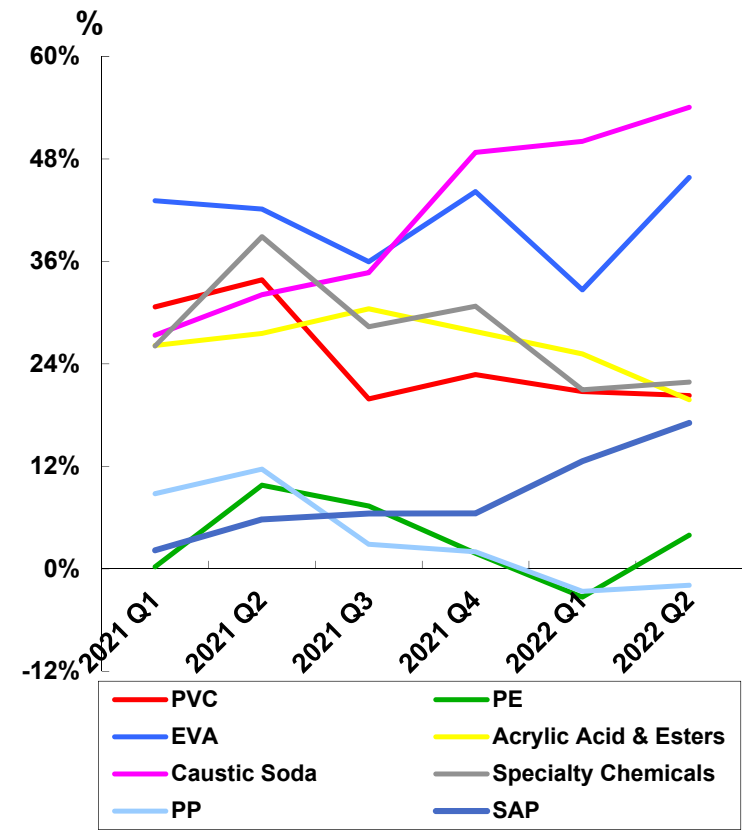
# 營業利益-產品別

## 液碱及聚氣乙烯為主要獲利來源

### Operating Profits



### Operating Margins



Note : Specialty Chemicals include AN, MTBE, MMA and ECH



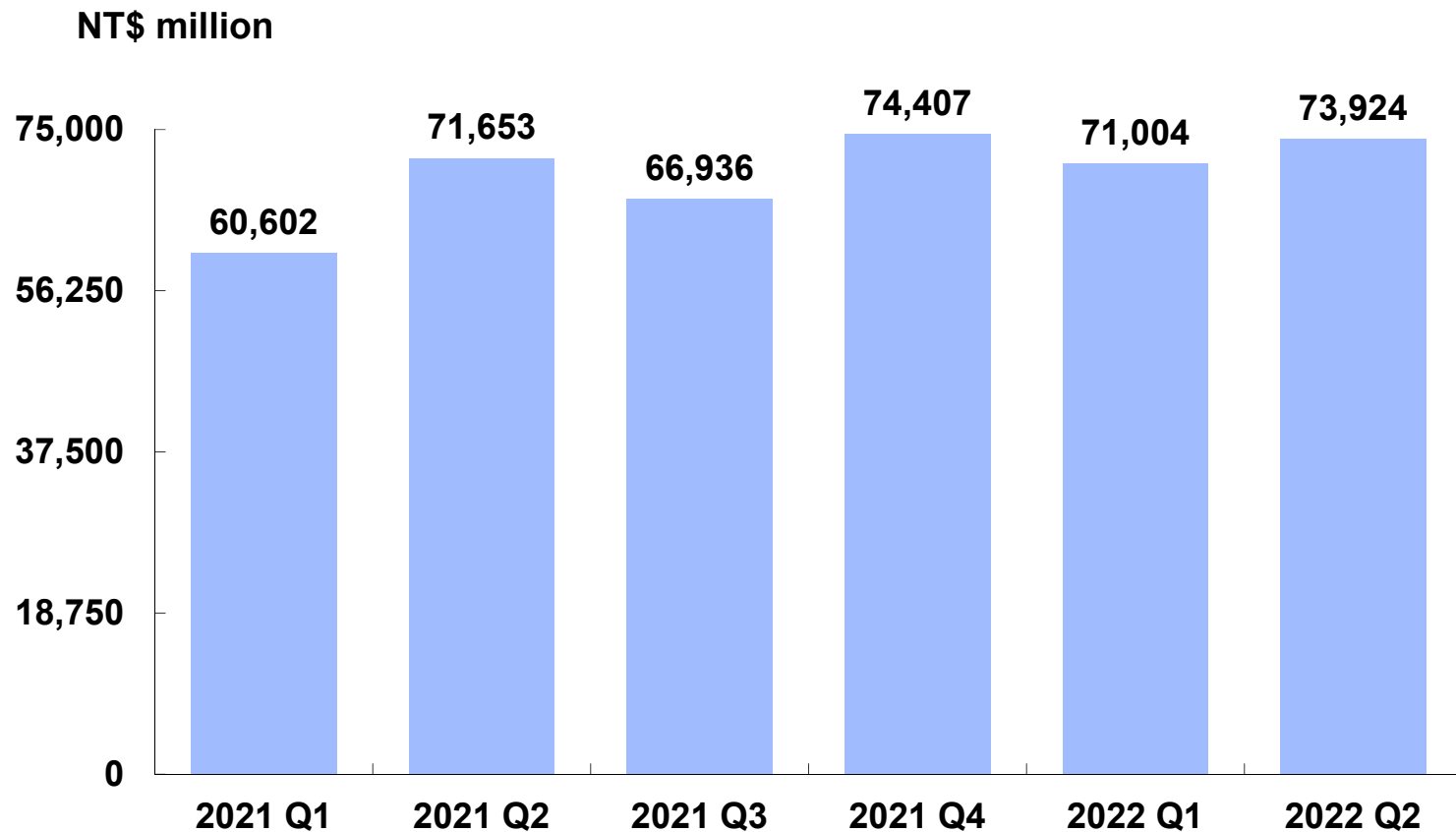
# 產能擴充計畫

Location	Products	Current Capacity (p.a.)	Expansion (p.a.)	Completion Date	Investment (US\$ mn)
Ningbo, China	Propylene*	-	600KMT	2022Q4	800
Ningbo, China	EVA	72KMT	28KMT	2022Q4	44
Renwu, Taiwan	PVC	1,315KMT	27KMT	2023Q4	2
Linyuan, Taiwan	PVC	1,342KMT	37KMT	2023Q4	2
Mailiao, Taiwan	PVC	1379KMT	36KMT	2023Q4	3
Texas, USA	1-Hexene	-	100KMT	2025Q4	208

\*Note: PDH (propane dehydrogenation) process.



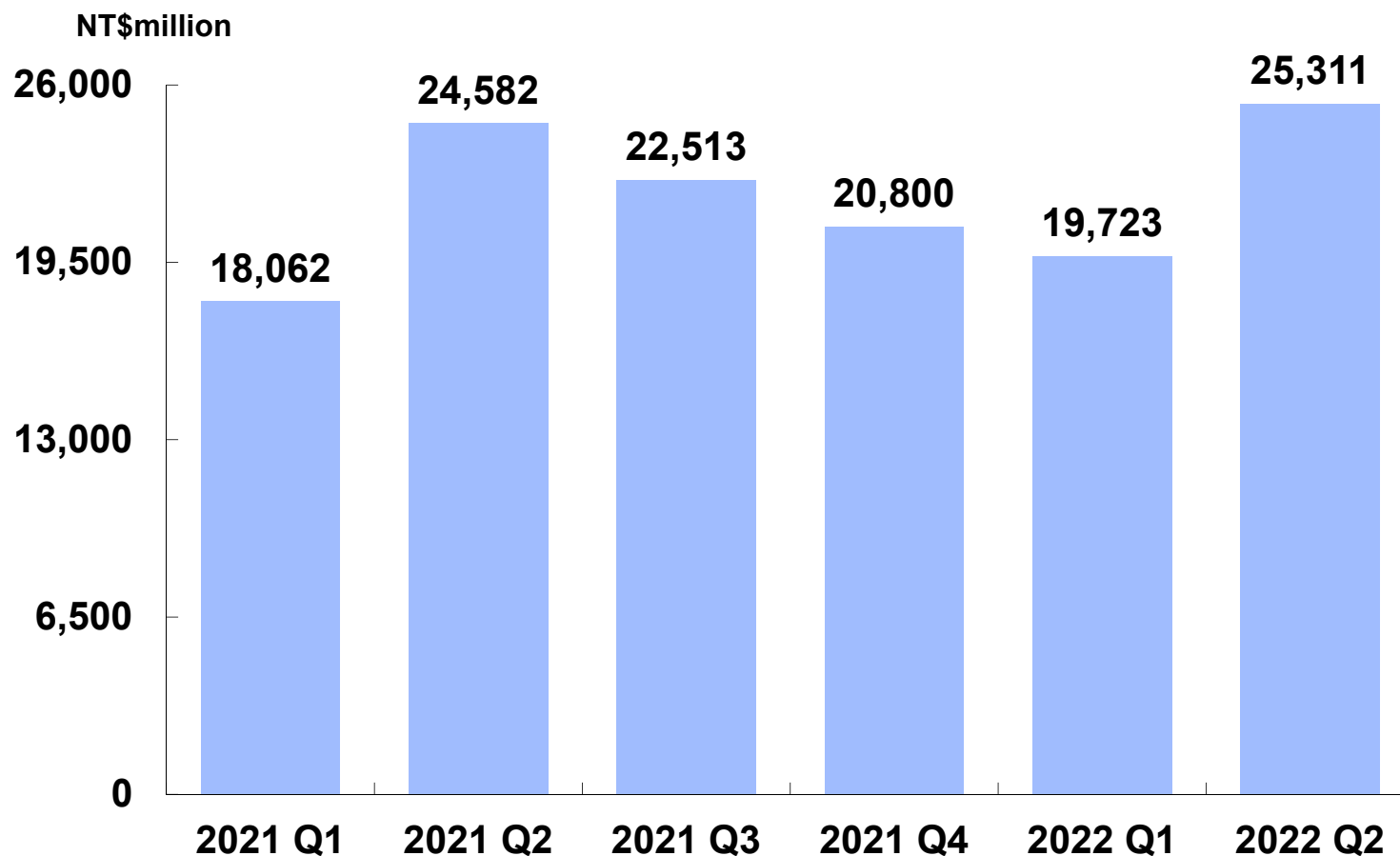
## 合併營業額 (IFRSs)



- Revenue in 2022 Q2 rose 4.1% from 2022 Q1 mainly due to increasing ASP of all products except for AN



## 稅前利益



- Pre-tax income in 2022 Q2 rose 28.3% from 2022 Q1 mainly due to
  - (1) increasing operating income
  - (2) cash dividend from FCFC and Nanya Technology in 2022 Q2

