
Formosa Plastics Corporation



台灣塑膠工業股份有限公司

2023年第4季

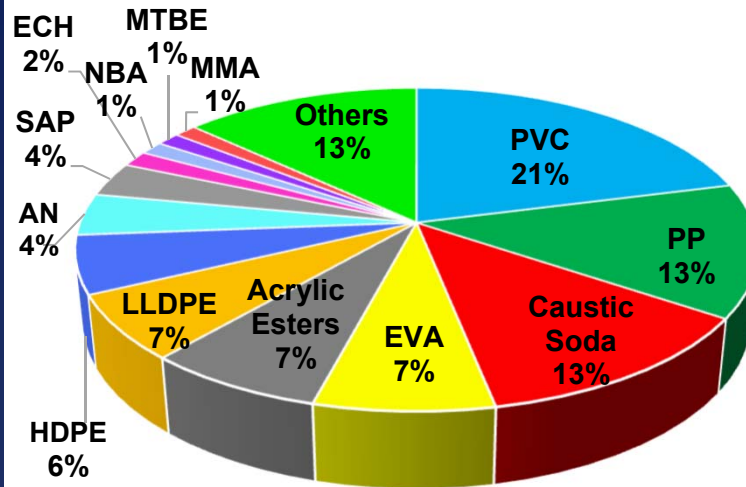
營運績效摘要



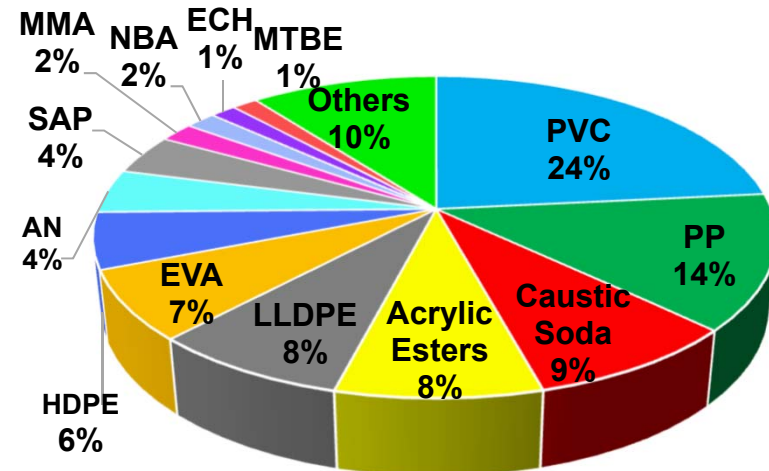
2023年12月31日

營業收入-產品別(IFRSs consolidated)

2022 Q4 Net Sales:
NT\$51 billion



2023 Q4 Net Sales:
NT\$48 billion



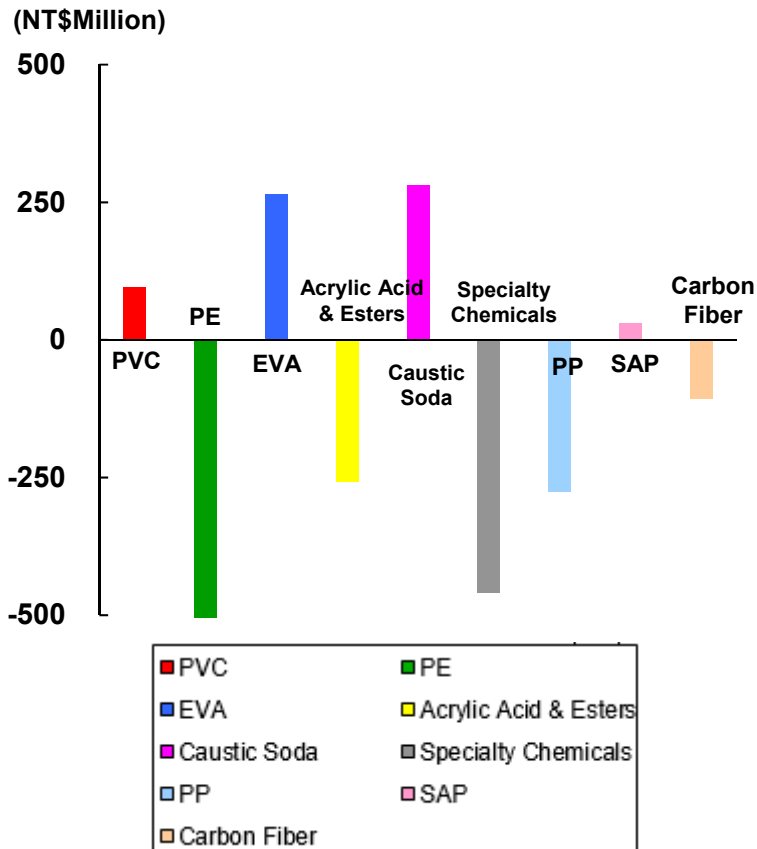
- PVC accounted for 24% and 21% of revenue in 2023 Q4 and 2022 Q4 respectively
- PE (HDPE/EVA/LLDPE) accounted for 21% and 20% of revenue in 2023 Q4 and 2022 Q4 respectively
- Specialty Chemicals (AN/MMA/ECH/MTBE) accounted for 8% and 8% of revenue in 2023 Q4 and 2022 Q4 respectively
- Revenue in 2023 Q4 fell 6.5% from 2022 Q4, mainly due to decreasing ASP of all products except for AE, HDPE, NBA, MTME, MMA and decreasing sales volume of Caustic Soda ,HDPE and NBA



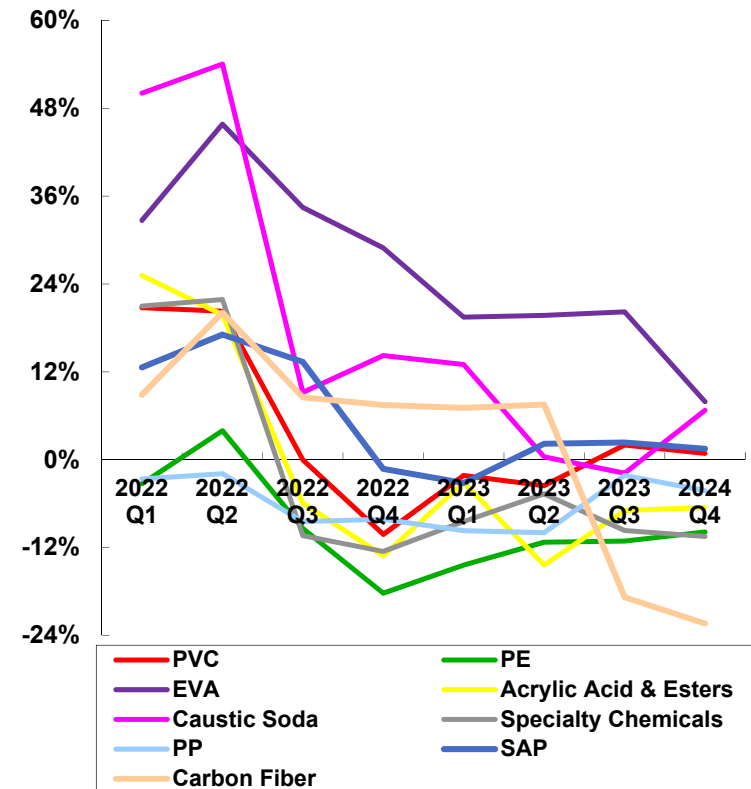
營業利益-產品別

液碱及乙烯醋酸乙烯酯共聚物為主要獲利來源

2023 Q4 Operating Profits



Operating Margins



Note : Specialty Chemicals include AN, MTBE, MMA and ECH

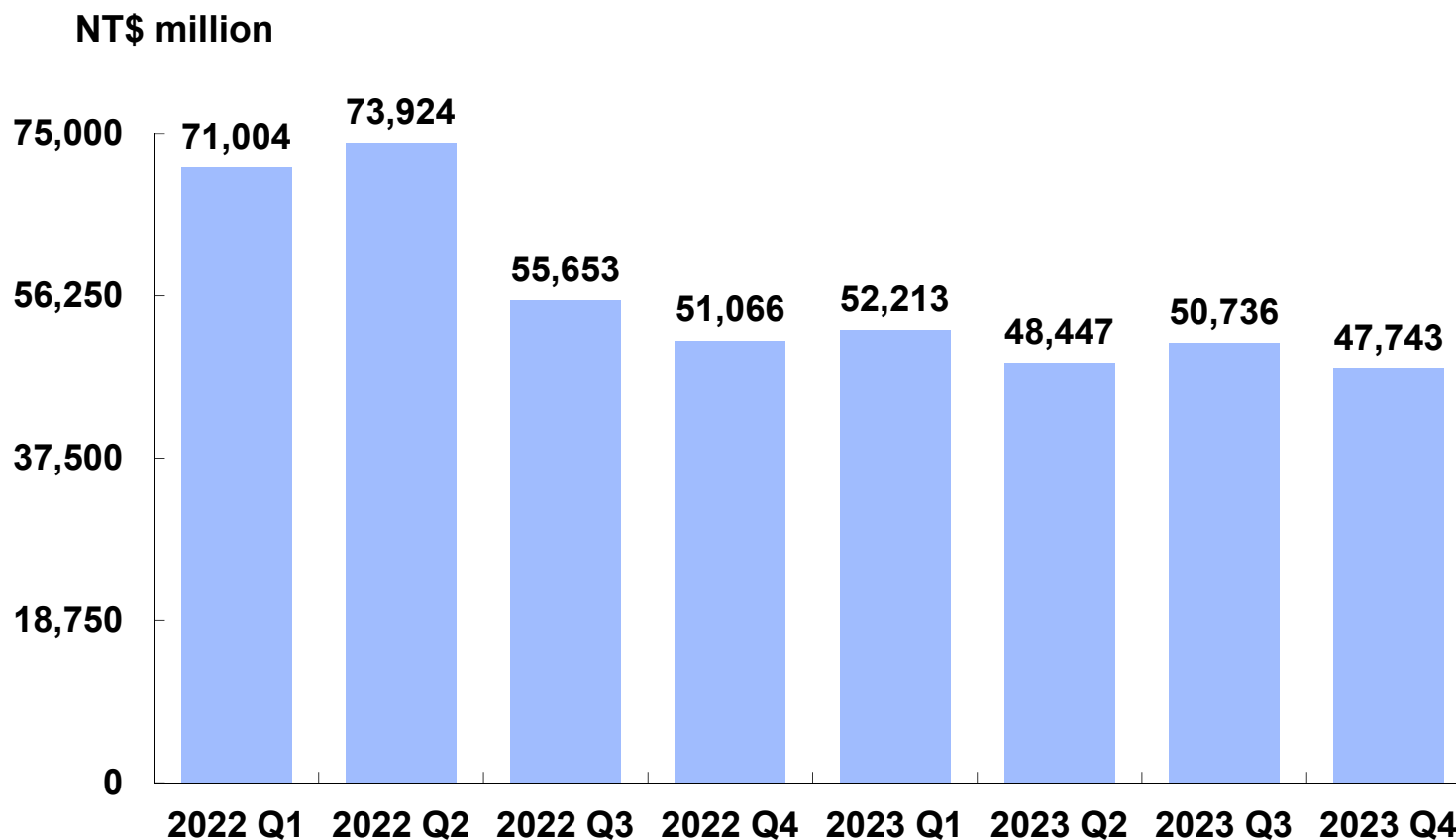


產能擴充計畫

Location	Products	Current Capacity (p.a.)	Expansion (p.a.)	Completion Date	Investment (US\$ mn)
Renwu, Taiwan	PVC	1,338KMT	9KMT	2027Q2	5
Mailiao, Taiwan	PVC	1,347KMT	35KMT	2027Q4	6
Linyuan, Taiwan	PVC	1,382KMT	15KMT	2028Q1	16
Texas, USA	1-Hexene	-	100KMT	2025Q4	208
Renwu, Taiwan	Carbon Fiber	7,650MT	1,600MT	2025Q1	116



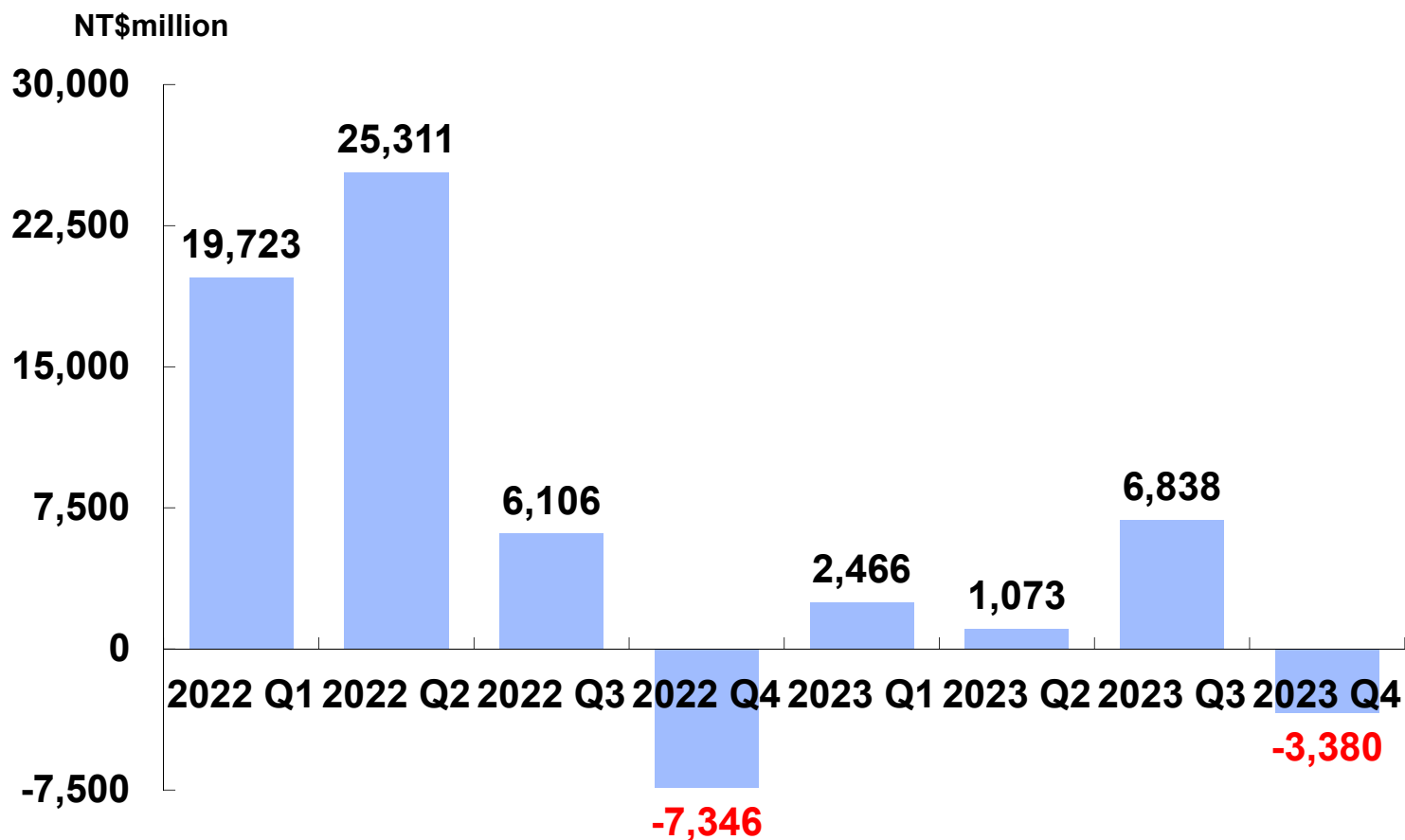
合併營業額(IFRSs)



- Revenue in 2023 Q4 fell 5.9% from 2023 Q3 mainly due to decreasing sales volume of all products except for PVC, Caustic Soda , MMA, ECH and decreasing ASP of EVA, MTBE, MMA, Carbon Fiber



稅前利益



- Pre-tax income fell in 2023 Q4 from 2023 Q3 mainly due to
 - (1) decreasing operating income
 - (2) decreasing investment income from FPCC and FPC-USA

