

Formosa Plastics Corporation



台灣塑膠工業股份有限公司

2024年第4季

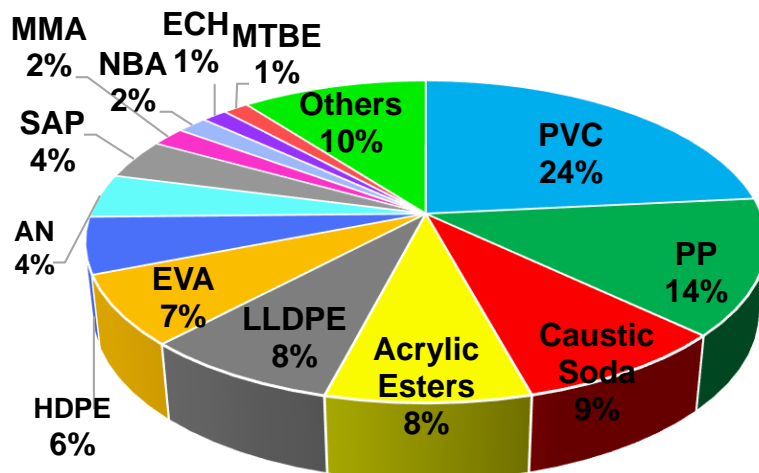
營運績效摘要



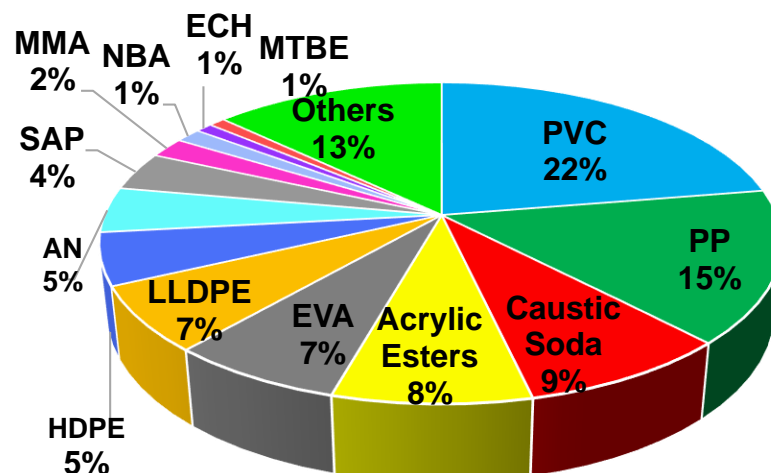
2024年12月31日

營業收入-產品別(IFRSs consolidated)

2023 Q4 Net Sales:
NT\$48 billion



2024 Q4 Net Sales:
NT\$50 billion



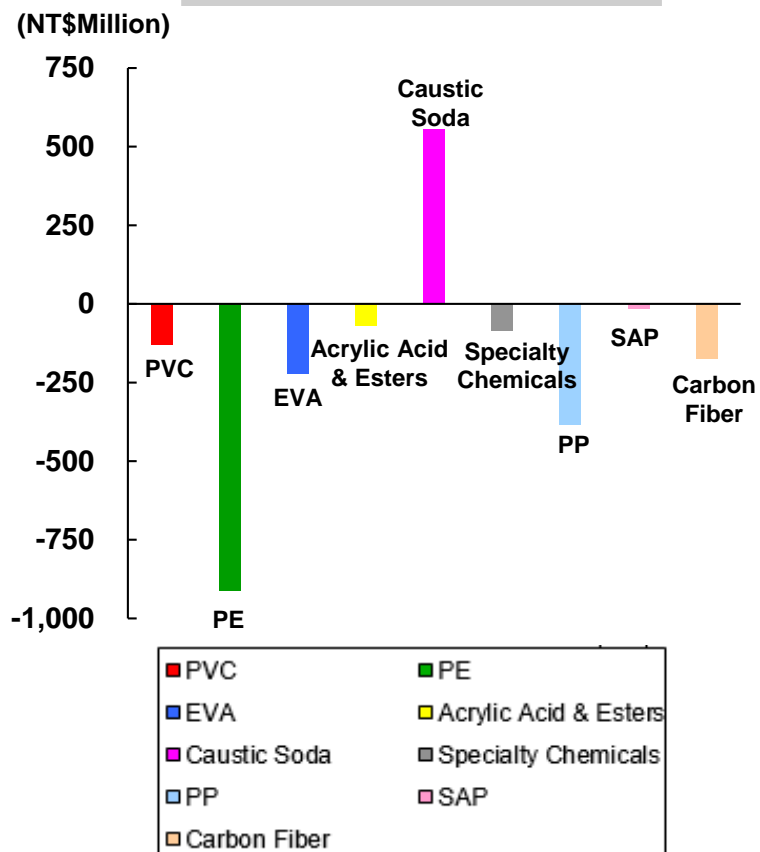
- PVC accounted for 22% and 24% of revenue in 2024 Q4 and 2023 Q4 respectively
- PE (HDPE/EVA/LLDPE) accounted for 19% and 21% of revenue in 2024 Q4 and 2023 Q4 respectively
- Specialty Chemicals (AN/MMA/ECH/MTBE) accounted for 9% and 8% of revenue in 2024 Q4 and 2023 Q4 respectively
- Revenue in 2024 Q4 rose 5.4% from 2023 Q4, mainly due to increasing ASP of Caustic Soda, LLDPE, MMA and ECH & increasing sales volume of PVC, AE, EVA, NBA, SAP, AN and PP



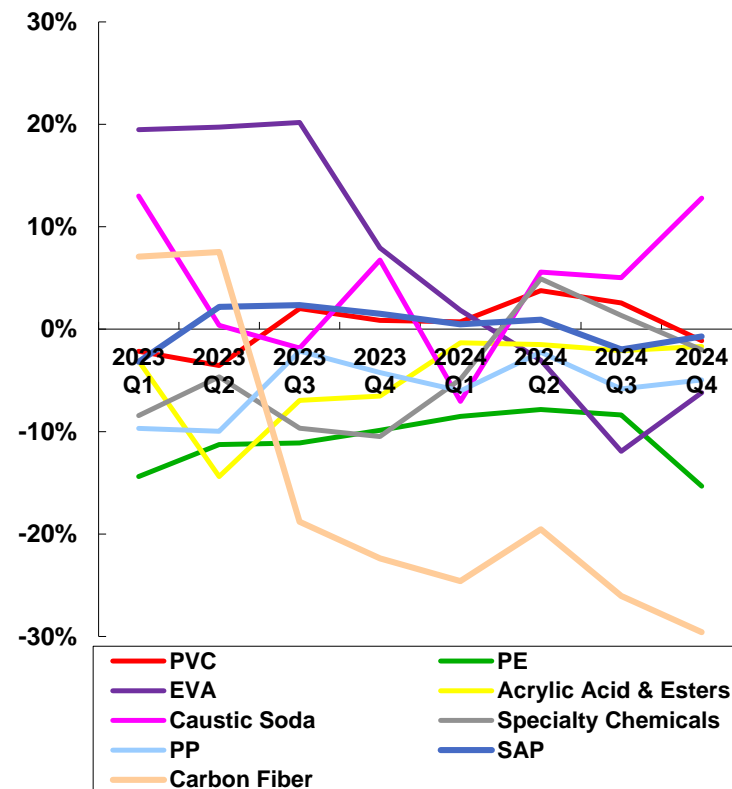
營業利益-產品別

液碱為主要獲利來源

2024 Q4 Operating Profits



Operating Margins



Note : Specialty Chemicals include AN, MTBE, MMA and ECH

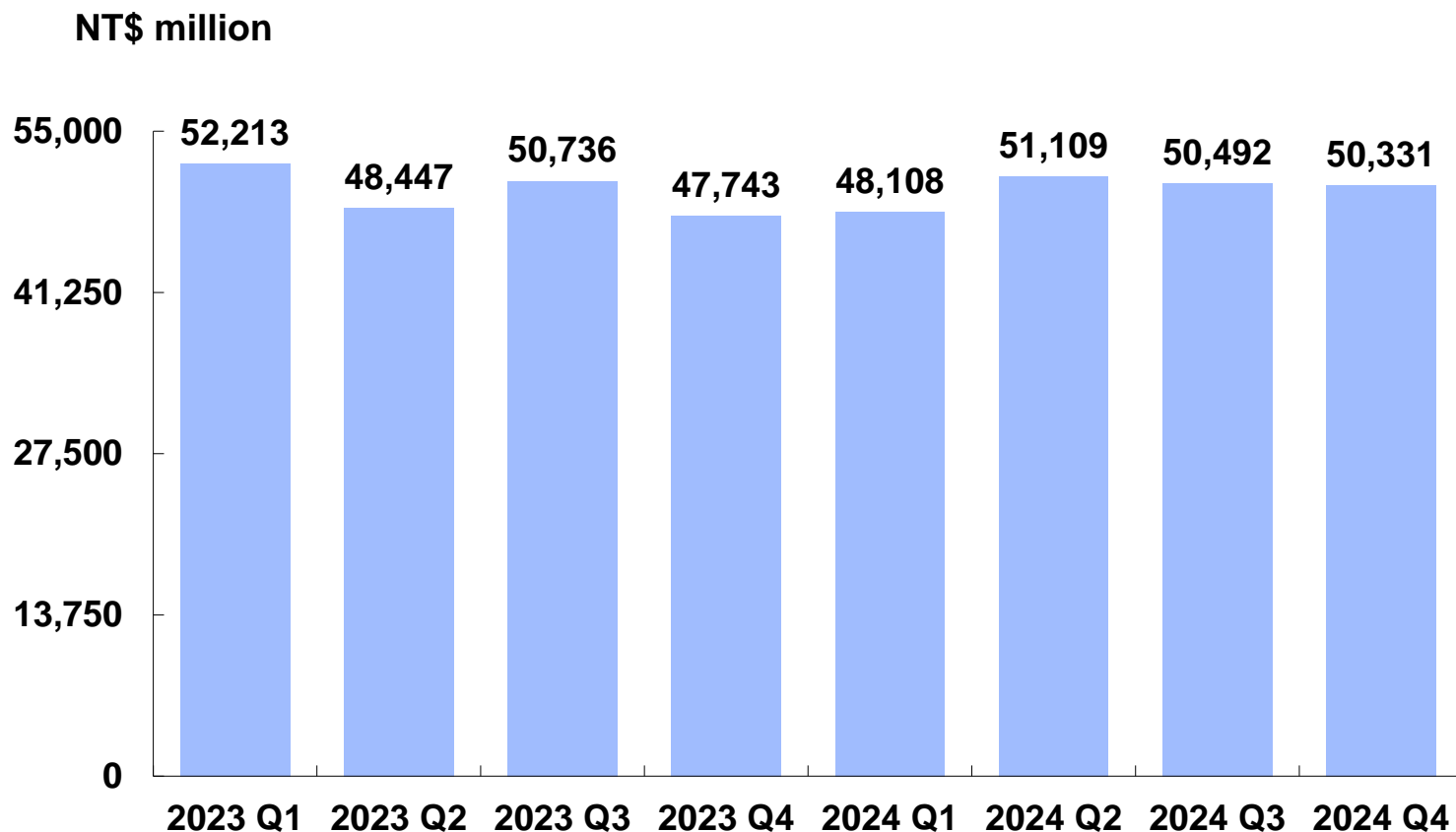


產能擴充計畫

Location	Products	Current Company Capacity (p.a.)	Expansion (p.a.)	Completion Date	Investment (US\$ mn)
Renwu, Taiwan	PVC	1,338KMT	10KMT	2027Q2	4
Linyuan, Taiwan	PVC	1,373KMT	15KMT	2028Q1	3
Mailiao, Taiwan	PVC	1,383KMT	35KMT	2029Q4	10
Texas, USA	1-Hexene	-	100KMT	2025Q4	208
Renwu, Taiwan	Carbon Fiber	7,650MT	1,600MT	2025Q2	116



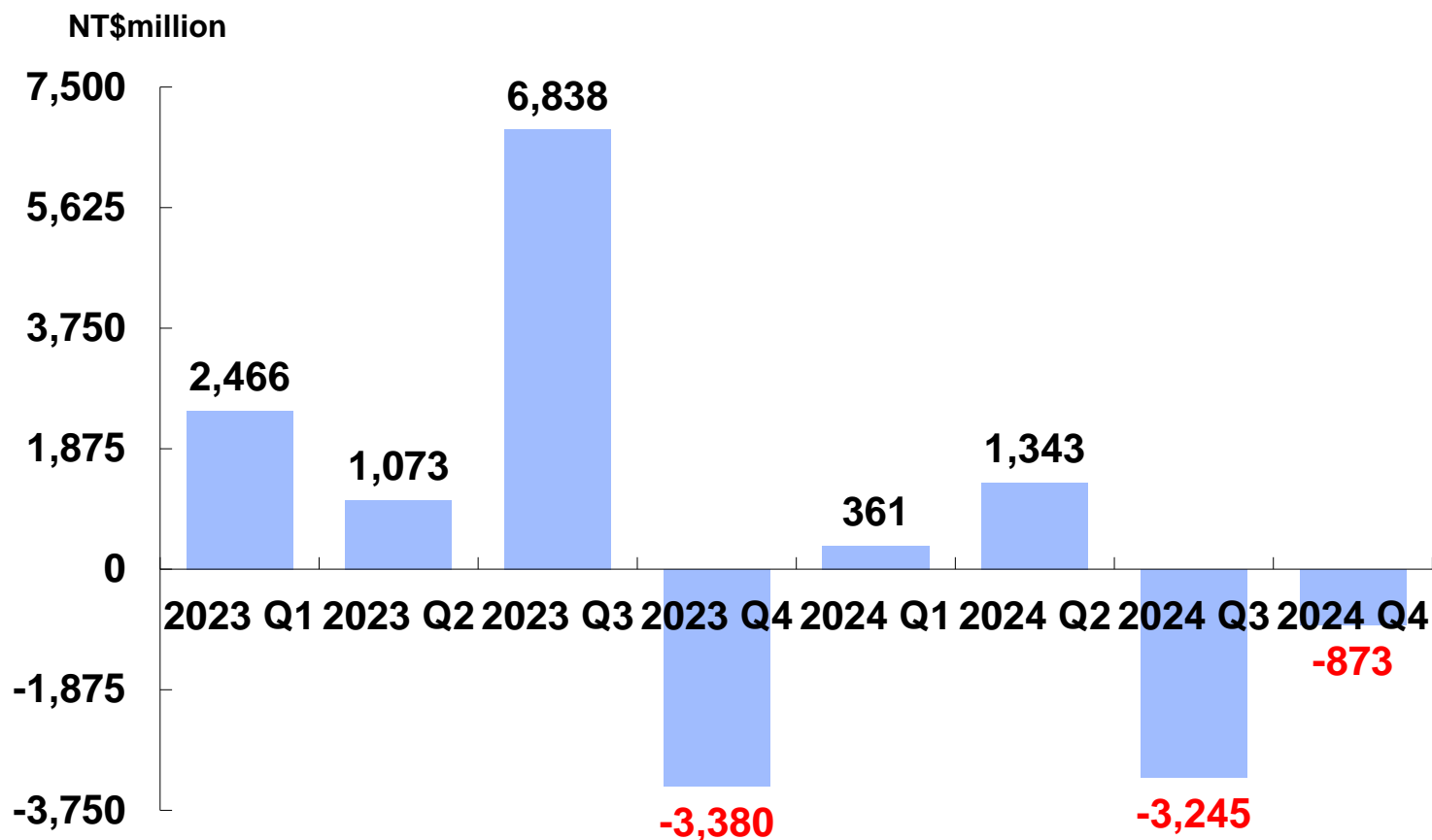
合併營業額(IFRSs)



- Revenue in 2024 Q4 fell 0.3% from 2024 Q3 mainly due to decreasing sales volume of AE, LLDPE, NBA, AN, MTBE, MMA and decreasing ASP of all products except for Caustic Soda, ECH



稅前利益



- Pre-tax income improved in 2024 Q4 from 2024 Q3 mainly due to
(1) increasing operating income
(2) increasing investment income from FPCC and Fujian

Fuxin Special Steel Corporation

